

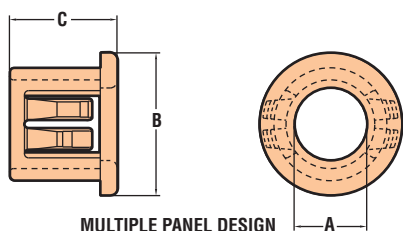
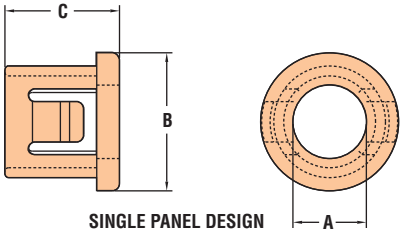


Heyco® Snap Bushings

Mounting Hole Diameter Range: .250" (6,4 mm) to .875" (22,2 mm)

- Convert raw-edged holes to smooth, neat, insulated holes.
- Insulate and mechanically protect electrical and telecommunications cables, tubing, hose, rope, and utility lines.
- Locking fingers snap into holes with fingertip pressure.
- Locking fingers in fractional increments up to the maximum panel thickness.
- Withstand a push back force of 35 pounds.
- Available in multiple sizes for use in .250" (6,4 mm) to 6.00" (152,4 mm) diameter holes.
- We offer the following brass-colored parts for lamp and lighting applications:
Part No. 2012, SB 312-3 Brass
Part No. 2033, SB 375-4 Brass
Part No. 2041, SB 437-4 Brass

MOUNTING HOLE DIAMETER		PART NO.		DESCRIPTION	PART DIMENSIONS					
in.	mm.	Black	White		A Inside Diameter		B Head Diameter		C Overall Height	
					in.	mm.	in.	mm.	in.	mm.
Single Locking Step for Panel Thickness up to .040" (1,0 mm)										
.250	6,4	2003	2004	SB 250-040	.13	3,2	.31	7,9	.31	7,9
Single Locking Step for Panel Thickness up to .062" (1,6 mm)										
.250	6,4	2000	2001	SB 250-2	.14	3,6	.31	7,9	.31	7,9
.312	7,9	2010	2011	SB 312-3	.19	4,8	.38	9,5		
Multiple Locking Steps for Panel Thickness up to .125" (3,2 mm)										
.375	9,5	2020	2021	SB 375-3	.19	4,8	.47	11,9	.41	10,3
		2030	2031	SB 375-4	.25	6,4				
.437	11,1	2042	2037	SB 437-243	.24	6,2	.53	13,5		
		2038	2039	SB 437-4	.27	6,8				
		2043	2044	SB 437-5	.31	7,9				
.500	12,7	2058	2059	SB 500-4	.25	6,4	.57	14,5		
		2049	2050	SB 500-5	.31	7,9				
		2053	2054	SB 500-6	.39	9,9				
.562	14,3	2060	2061	SB 562-5	.31	7,9	.66	16,7		
		2063	2064	SB 562-6	.39	9,9				
		2066	2067	SB 562-7	.44	11,1				
.625	15,9	2075	2078	SB 625-4	.25	6,4	.72	18,2		
		2070	2071	SB 625-7	.44	11,1				
		2073	2074	SB 625-8	.50	12,7				
.687	17,4	2083	2084	SB 687-8	.50	12,7	.78	19,8		
		2086	2087	SB 687-9	.56	14,3				
.750	19,1	2090	2091	SB 750-6	.39	9,9	.85	21,6		
		2092	2099	SB 750-8	.50	12,7				
		2093	2094	SB 750-9	.56	14,3				
		2096	2097	SB 750-10	.61	15,5				
.812	20,6	2100	2101	SB 812-9	.56	14,3	.89	22,6		
		2103	2104	SB 812-10	.63	15,9				
.875	22,2	2110	2111	SB 875-6	.38	9,5	.95	24,2	.45	11,5
		2113	2114	SB 875-7	.44	11,1				
		2116	2117	SB 875-8	.50	12,7				
		2120	2121	SB 875-9	.56	14,3				
		2123	2124	SB 875-10	.63	15,9				
		2126	2127	SB 875-11	.69	17,5				



Standard colors black and white. Consult Heyco for other colors.

Quick Specs

Material	Nylon 6/6
Certifications	Recognized under the Component Program of Underwriters' Laboratories, File E15331 Certified by Canadian Standards Association, File 8919
Flammability Rating	94V-2
Temperature Range	-4°F (-18°C) to 221°F (105°C)



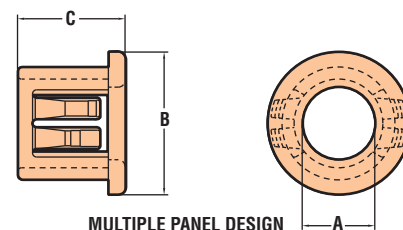
Heyco® Snap Bushings

Mounting Hole Diameter Range: 1.000" (25,4 mm) to 6.0" (152,4 mm)

MOUNTING HOLE DIAMETER		PART NO.		DESCRIPTION	PART DIMENSIONS					
in.	mm.	Black	White		A Inside Diameter		B Head Diameter		C Overall Height	
Multiple Locking Steps for Panel Thickness up to .125" (3,2 mm)										
1.000	25,4	2140	2141	SB 1000-12	.77	19,4	1.13	28,6	.45	11,5
1.093 - 1.125	27,8 - 28,6	2160	2161	SB 1093-13	.81	20,6	1.22	30,9		
		2163	2164	SB 1093-14	.88	22,2				
		2166	2167	SB 1093-15	.94	23,8				
1.187	30,2	2182	2183	SB 1187-15	.94	23,8	1.31	33,3		
1.250	31,8	2198	2199	SB 1250-15	.94	23,8	1.36	34,5		
		2201	2202	SB 1250-16	1.00	25,4	1.31	33,3		
1.375	34,9	2207	2208	SB 1375-14	.88	22,2	1.49	37,9		
		2210	2211	SB 1375-16	1.01	25,8				
1.500	38,1	2233	2234	SB 1500-17	1.06	27,0	1.61	40,9		
		2236	2237	SB 1500-18	1.13	28,6				
		2240	2241	SB 1500-21	1.31	33,3				
1.750	44,5	2300	2301	SB 1750-22	1.38	34,9	1.88	47,6		
2.000	50,8	2400	2401	SB 2000-26	1.64	41,6	2.13	54,0		
		2406	2414	SB 2000-28	1.75	44,5				
Multiple Locking Steps for Panel Thickness up to .250" (6,4 mm)										
2.093	53,1	2415	2416	SB 2.093-29	1.81	46,0	2.35	59,7	.72	18,3
2.250	57,2	2417	2418	SB 2.250-29	1.86	47,1	2.48	63,1		
2.500	63,5	2420	2421	SB 2.500-31	1.97	50,0	2.66	67,5		
3.000	76,2	2461	2462	SB 3.000-39	2.47	62,7	3.15	80,0	.75	19,1
		2424	2425	SB 3.000-44	2.75	69,9	3.16	80,2	.72	18,3
3.375	85,7	2407	2408	SB 3.375-45	2.81	71,4	3.66	93,0	.72	18,3
3.500	88,9	2470	2471	SB 3.500-47	2.94	74,7				
4.000	101,6	2479	2480	SB 4.000-55	3.47	88,1	4.15	105,4		
5.000	127,0	2409	2410	SB 5.000-70	4.38	113,8	5.22	132,6	.74	18,8
6.000	152,4	2484	2485	SB 6.000-86	5.38	139,2	6.22	157,9		

Standard colors black and white. Consult Heyco for other colors.

- Convert raw-edged holes to smooth, neat, insulated holes.
- Insulate and mechanically protect electrical and telecommunications cables, tubing, hose, rope, and utility lines.
- Locking fingers snap into holes with fingertip pressure.
- Locking fingers in fractional increments up to the maximum panel thickness.
- Withstand a push back force of 35 pounds.
- Available in multiple sizes for use in .250" (6,4 mm) to 6.00" (152,4 mm) diameter holes.
- We offer the following brass-colored parts for lamp and lighting applications:
Part No. 2012, SB 312-3 Brass
Part No. 2033, SB 375-4 Brass
Part No. 2041, SB 437-4 Brass



Material: Nylon 6/6

Certifications: Recognized under the Component Program of Underwriters' Laboratories, File E15331

Certified by Canadian Standards Association, File 8919

Flammability Rating: 94V-2

Temperature Range: -4°F (-18°C) to 221°F (105°C)

Quick Specs



Heyco® EPDM Snap-In Liquid Tight Bushings

Mounting Hole Diameter Range: .492" (12,5 mm) to 1.988" (50,2 mm)

MOUNTING HOLE DIAMETER		CABLE DIAMETER RANGE		PART NO.		DESCRIPTION	Hole Size	PART DIMENSIONS					
in.	mm.	in.	mm.	Black	Gray			D Head Diameter	L Overall Length		H Head Thickness		
PG Sizes for Panel Thickness from .04" (1,0 mm) to .16" (4,0 mm)													
.519	13,2	.12-.20	3,0-5,0	4014B	4014	LTB 30-50/PG7	PG7	.77	19,5	.53	13,5	.28	7,0
.630	16,0	.20-.28	5,0-7,0	4015B	4015	LTB 50-70/PG9	PG9	.81	20,5	.77	19,5		
.750	19,0	.28-.39	7,0-10,0	4016B	4016	LTB 70-100/PG11	PG11	.98	25,0	.83	21,0	.26	6,5
.906	23,0	.31-.55	8,0-14,0	4017B	4017	LTB 80-140/PG16	PG16	1.10	28,0	.89	22,5		
1.142	29,0	.55-.79	14,0-20,0	4018B	4018	LTB 140-200/PG21	PG21	1.37	34,7	1.04	26,5	.30	7,5
1.500	38,0	.79-1.02	20,0-26,0	4019B	4019	LTB 200-260/PG29	PG29	1.80	45,7	1.10	28,0		
1.890	48,0	1.02-1.38	26,0-35,0	4020B	4020	LTB 260-350/PG36	PG36	2.26	57,5	1.44	36,5	.30	7,7
Metric Sizes for Panel Thickness from 1,3 mm (.05") to 5,1 mm (.20")													
.492	12,5	.16-.28	4,0-7,0	4007B	4007	LTB 30-50/M12*	M12	.79	20,0	.50	12,7	.26	6,5
.650	16,5	.20-.35	5,0-9,0	4008B	4008	LTB 50-70/M16	M16	.83	21,0	.71	18,0		
.807	20,5	.32-.51	8,0-13,0	4009B	4009	LTB 70-100/M20	M20	1.00	25,5	.79	19,5	.32	8,1
1.004	25,4	.43-.67	11,0-17,0	4010B	4010	LTB 100-140/M25	M25	1.20	30,5	.85	21,5		
1.280	32,5	.59-.79	15,0-20,0	4011B	4011	LTB 140-200/M32	M32	1.52	38,5	.98	24,8	.32	8,1
1.594	40,5	.75-1.10	19,0-28,0	4012B	4012	LTB 200-260/M40	M40	1.91	48,5	1.18	30,0		
1.988	50,2	1.06-1.38	27,0-35,0	4013B	4013	LTB 260-350/M50	M50	2.38	60,5	1.38	35,0		

*Panel thickness from 0,5 mm (.02") to 2,0 mm (.08").


- **Simple to install**—snap LTB into place, cut cable end at a 45° angle, pierce thin LTB membrane then insert and pull back cable to form a liquid tight seal.
- Available in Black and Gray color.
- Provide light strain relief to the cable.
- Can be used as a liquid tight plug. Offers protection to IP 67.
- Ozone and weather resistant.
- For outdoor and indoor applications.
- Sizes available to fit cable diameters ranging from .12" (3,0 mm) up to 1.38" (35,0 mm).



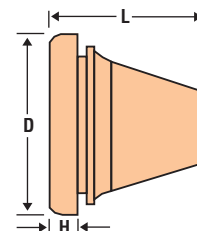
1. A sharpened dowel pin is selected—slightly smaller than the wire diameter



2. The dowel pin is inserted into the opening on the front of the LTB and pushed through the membrane



3. Wire is inserted through the LTB and then pulled back to create a seal



Material	EPDM
Temperature Range	-40°F (-40°C) to 200°F (93°C)
IP Rating	IP 67

Quick Specs